

Level 2 Industrial Case Study: Chainsaw



Claes Fredriksson¹, Markus Hantschmann¹, and Markus Dumschat²

¹Ansys Granta, Cambridge

²Ravensburg-Weingarten University of Applied Sciences



© 2019, 2020 ANSYS, Inc. and Mike Ashby
For use and reproduction guidance, see the last page.

Ansys

GRANTA EDUPACK

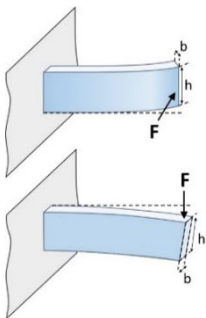
1. Material Selection in Design

For many products, mechanical performance is important and must be considered during their design. Some applications are dependent on high specific strength or specific stiffness, traditionally provided by metal alloys of some kind. Metals also have attractive fracture toughness and service temperature properties. For certain applications, it might be possible to find polymers that are more competitive, particularly in terms of cost, weight and corrosion resistance. In this Case Study, we look at materials for **a lightweight blade of a chainsaw**, in which all of the above-mentioned properties are important and must be considered in the design process.



The systematic way to select materials by Ashby *et al.* involves identifying the *Function*, *Objectives* and *Constraints* for the design. It is vital to determine which mechanical properties are key to the performance. The blade has to endure forces both in the cutting direction and sideways, perpendicular to the cutting direction. This results in flexural (bending) loads on the blade. Strength will, of course, be one of the crucial parameters in the sense that the blade *must* be strong enough. However, it is not this property that limits the performance. Rather, like most equipment used for sports and racing (skis, rackets, bikes etc) it is the *Stiffness* that we want to promote. Our case study highlights stiffness and mass.

2. How to tackle the Problem



In GRANTA EduPack, the situation can be mechanically likened to a fixed-end beam loaded in bending by horizontal or vertical forces, as shown to the left. A translation of the problem involves specification of the *function*, *constraints* and the *objective* of the selection.

Function: Beam of length L fixed at one end

Mechanical constraints on the bending stiffness can then be used to eliminate a free design parameter, which enables a selection based on material properties alone:

Constraints: Bending stiffness > S* (both directions)

This lower limit on S gives a minimum blade height:

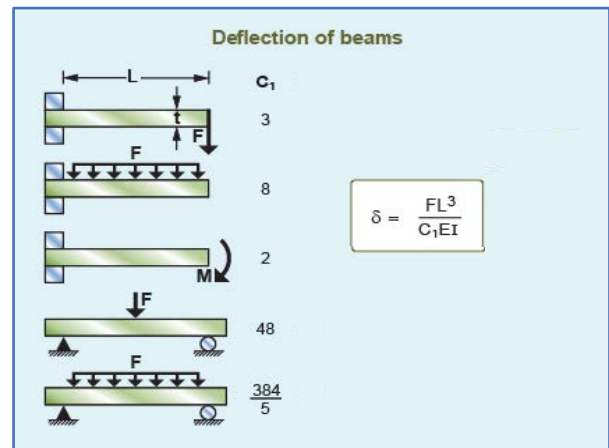
$$\text{Vertical: } S = \frac{F}{\delta} = \frac{CEI}{L^3} = \frac{CE b^3 h}{12 L^3} \quad \boxed{h = \frac{12SL^3}{CEb^3}}$$

$$\text{Horizontal: } S = \frac{F}{\delta} = \frac{CEI}{L^3} = \frac{CE bh^3}{12 L^3} \quad \boxed{h = \left(\frac{12SL^3}{CEb}\right)^{1/3}}$$

Where:

m = mass	This beam: $\delta = FL^3/CEI$
ρ = density	C = constant (here, 3 to 8)
S = stiffness (F/ δ)	E = Young's modulus
δ = deflection	I = second moment of area
	(I = $bh^3/12 \updownarrow$ or $b^3h/12 \leftrightarrow$)

It is worth mentioning that the constant, C, varies for point loads or distributed loads (and combinations thereof) on the beam. Constants will, however, not affect property charts and material property-based selection.



Other design constraints are:

- *Min/Max service temperature:* **-40°C / +110°C**
- *Resistance to water (fresh):* **excellent**
- *Resistance to lubricating oil:* **excellent**
- *Resistance to petrol (gasoline):* **excellent**
- *No ceramics, foams, or natural materials in subset*
- *Mechanical properties:* **considered separately**

To derive the *Performance Index*, we substitute h from each of the respective constraints, into the objective function to eliminate this free design parameter, the blade height (b is fixed by the chain-width).

Objective: Minimize mass, $m = A L \rho = b h L \rho$

This yields two performance indices, one for each case:

Vertical:
$$m = L^2 \left(\frac{b^2 12S^*}{C} \right)^{1/3} \left(\frac{\rho}{E^{1/3}} \right)$$

Horizontal:
$$m = \left(\frac{12S^* L^4}{Cb^2} \right) \left(\frac{\rho}{E} \right)$$

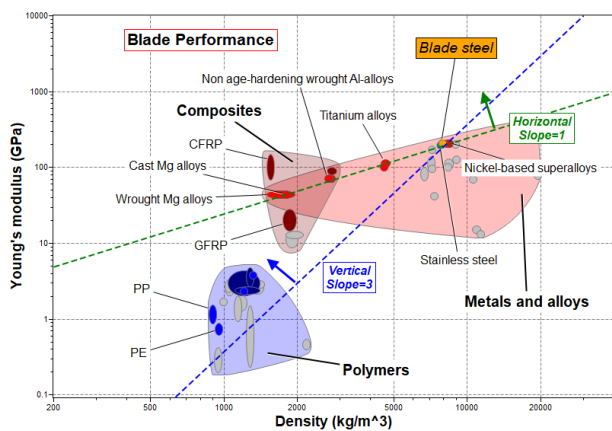
These two expressions have been arranged as to the material properties at the end. The convention, using the basic Ashby selection methodology, is to define the *Material index* (Performance index for the material) as the reciprocal of these ratios. We obtain:

$$M_V = \left(\frac{E^{1/3}}{\rho} \right) \quad M_H = \left(\frac{E}{\rho} \right)$$

These correspond to index lines with slopes 3 (M_V) and 1 (M_H), respectively, in a property chart of E vs ρ , as seen below where both these lines have been introduced.

3. Benchmarking the Performance

In order to compare the relevant properties of an existing blade material with other material candidates, “benchmarking”, we add a reference record to this property chart, called “*Blade steel*”. We will use *Young’s Modulus: 208 – 216 GPa* and *Density: 7800 – 7900 kg/m³*, from a *Low alloy steel, AISI 4140, oil quenched & tempered at 315°C*. This is similar to a real alloy used in chainsaw blades and to *Stainless Steel* in the Level 2 database of GRANTA EduPack. Adding data can be done by right-clicking over the chart and completing the empty record.

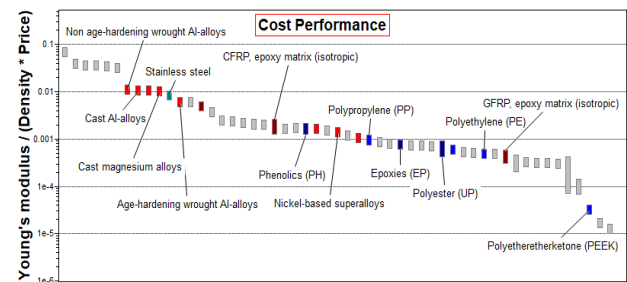


If index lines for maximization, with slopes 1 and 3, are added to the chart, just below the reference, materials that fall below this reference are screened out. If the

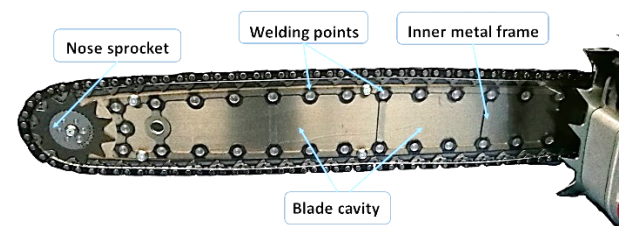
vertical performance index is considered (slope=3), we can see that Ni based alloys and superalloys, Ti, Al, and Mg alloys perform as good as the reference and CFRP performs even better. The horizontal performance index (slope=1) shows that the materials perform better in the order of Ti, Al, Mg and CFRP. The vertical index is considered more important, since the blade is thinner and more susceptible to deformation in this direction.

4. Reality Check

So far, we have considered lightweighting, limited by stiffness and taking durability into account. There are several other aspects that need to be considered in selecting materials, though. Cost, being one of the most important. A second selection stage can be added in combination with the first. The cost performance index to maximize for stiffness-limited design is: $M = E / (C_m \rho)$



From this Bar chart, we can see that material cost considerations favour Al alloys Mg alloys and stainless steel over composites and polymers. It is likely, that this consideration greatly influenced currently used materials. In real chainsaw blades, the strength relies on structural design. There are several kinds of blades in real use which differ by internal structure, such as cavity filler, material combinations and the manufacturing processes



5. Conclusions

In this Level 2 industrial case study, we have explored the systematic way to understand materials for a chainsaw blade using GRANTA EduPack. Considering materials like Ti, Al, Mg or CFRP may improve the performance of the chainsaw blade in terms of a stiffness-limited design. Engineering Design, however, is always a balance of various material properties, costs, manufacturing processes and degree of innovation.

© 2019, 2020 ANSYS, Inc. and Mike Ashby

Use and Reproduction

These resources can be used and reproduced for teaching purposes only. Please credit the author(s) on any reproduction. You cannot use these resources for commercial purpose.

Document Information

This exercise unit is part of a set of teaching resources to help introduce students to materials, processes and rational selections.

Accuracy

The author(s) try hard to make sure that these resources are of a high quality. If you have any suggestions for improvements, please contact the author(s) by email. You may also write to the Ansys Granta Education Team with your suggestions at granta-education-team@ansys.com.

Ansys Granta Education Hub

For more information on Ansys GRANTA EduPack software and related teaching resources, please visit <https://www.ansys.com/products/materials/granta-edupack/>

Teaching Resources Website

The Teaching Resources website aims to support teaching of materials-related courses in design, engineering and science. Resources come in various formats and are aimed primarily at undergraduate education. Visit grantadesign.com/education/teachingresources/ to learn more.

There are 350+ resources on the Ansys Granta Education Hub. The resources include:

- Lecture presentations with notes
- Case studies
- Exercises with worked solutions
- Microprojects
- Recorded webinars
- White papers
- Solution manuals
- Interactive exercises

Some of the resources are open access and students can access them. Others are only available to educators using GRANTA EduPack.

Ansys Granta (formerly Granta Design) is the leader in materials information technology – software, information resources, and services to advance materials education, and to enable better, greener, safer products. We are the Materials Business Unit of ANSYS, Inc., the global leader in engineering simulation. Visit www.ansys.com to learn more.



Ansys

GRANTA EDUPACK